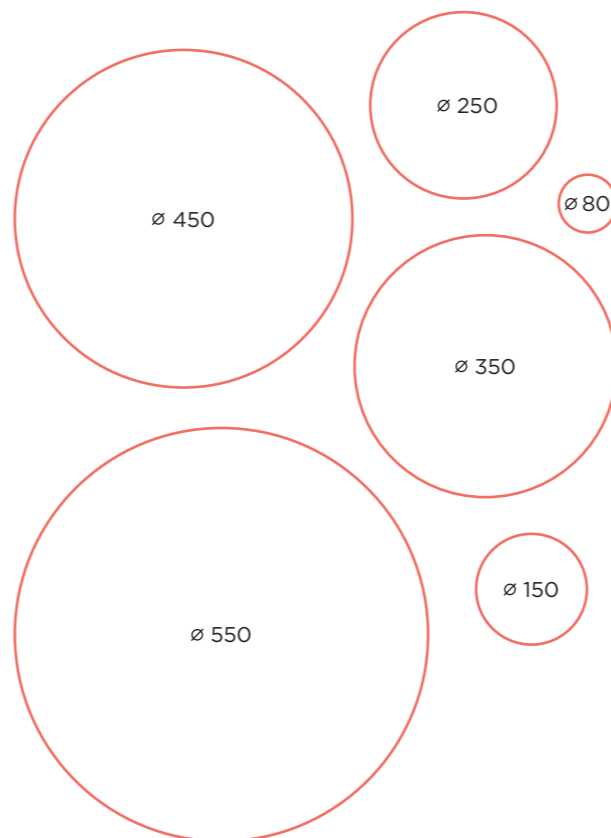




# FIBI

Harmony of timeless design and technical lighting

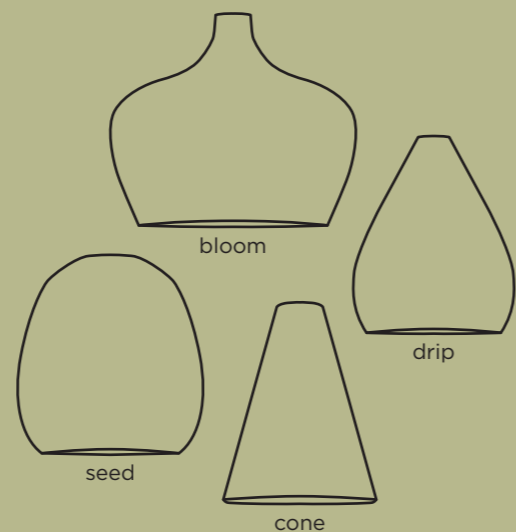


FIBI stands out with its timeless design and exceptional light transmission, achieved through the combination of ambient illumination and focused, directional lighting. Designed with a strong technical basis, these unique features provide high aesthetic value while enhancing the atmosphere of the space.



# FLORA

New look to sustainability



With its innovative use of sustainable materials, FLORA offers a bold, creative approach that excels in both design and technical excellence. Made from biobased PLA with 40% recycled wood fibers, FLORA minimizes waste and CO<sub>2</sub> emissions through local production and 3D printing.



# ILO CURVE

Soft lines, optimized efficiency



ILO Curve combines refined design with technical precision in a curved lighting profile. Available in straight and curved sections, it lets you craft unique lighting compositions perfectly tailored to your space. Curved sections are offered at 45°, 60°, and 90° with a radius of 660 mm.

# ILO NATUR

The sugarcane luminaire



Inspired by the renowned ILO profiles family, ILO Natur defines the future of sustainable lighting. Its body is made from bio-based HDPE plastic derived from sugarcane, featuring a negative carbon footprint of -2.12 kg CO<sub>2</sub>e/kg and contributing to a carbon-neutral, circular economy. ILO Natur combines exceptional durability, refined design, and a deep respect for nature.

# NOOX

Precision in every detail




NOOX delivers light with uncompromising precision - direct, focused, and designed to enhance every detail. Its adjustable head highlights key areas and creates the perfect lighting for any space. It can be mounted on a track system or integrated as a functional and stylish add-on to an existing lighting profile.

Technical Ambient LED Luminaires

We offer a wide range of LED luminaires for offices, hospitality, educational and public buildings.

# SOE



Luminaire for a welcoming elegance



SOE, a luminaire of sublime elegance, is suspended gracefully by a sleek aluminium rod or mounted in the ceiling or wall. Its transparent round panel ensures the luminaire remains both elegant and unobtrusive, with its direct and indirect light distribution. The addition of a central light spot for a more direct illumination makes a bold statement, highlighting the luminaires presence.



# DRY LUNA

Bringing moonlight glow to any space



# MIDI

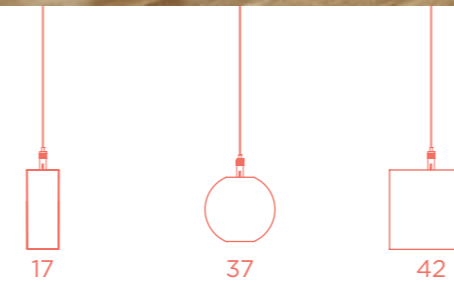
Minimal by Design. Remarkable by Performance.



The MIDI series is introducing three new minimalistic and compact additions inspired by our best sellers. This family of refined pendant profiles is designed for VDU workstations, meeting EN 12464-1 standards with low glare (UGR<16). Equipped with lens optics, they offer a 60-degree beam angle for precise and efficient lighting perfect for offices.



The new addition to the family, DRY LUNA, showcases an open circle. With options available in multiple diameters including 900, 1300 and 1600 mm, and flexible wall or pendant mounting, DRY LUNA seamlessly adapts to any environment.



MIDI.I MIDI.O MIDI.P

